CONNEQT PULSE

Quick Start Guide

Overview

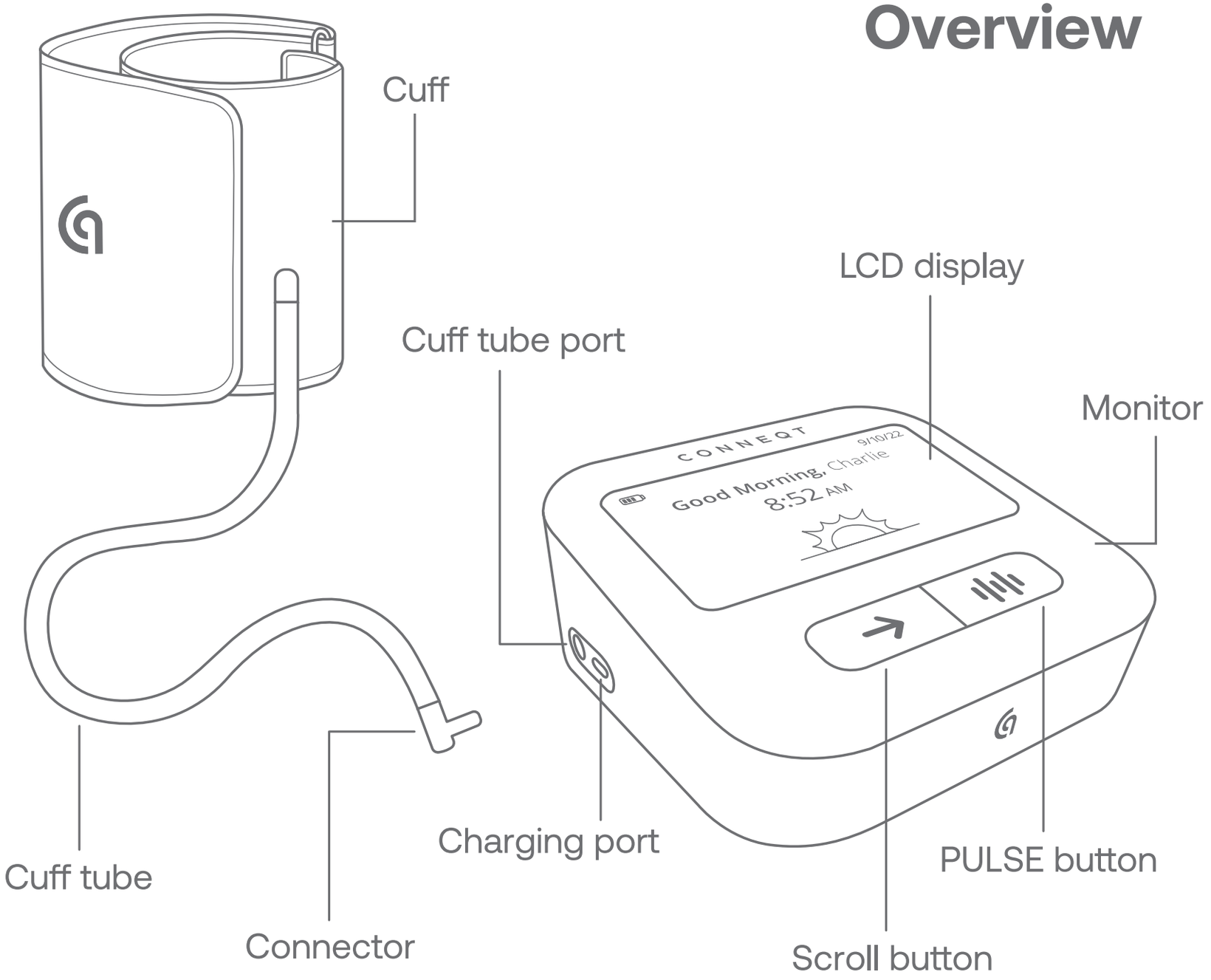

Press the PULSE button ( ) for 2 seconds to turn on the device for the first time.

Download the CONNEQT App

Download the CONNEQT App at the App Store or Google Play.

Open the app and follow the instructions to pair your device.

Once paired, customize your device on the app.

Before your first reading, make sure your device is fully charged.



Download on the App Store

GET IT ON Google Play

1

Connect the cuff to the monitor

Insert the connector into the cuff tube port.

Make sure that the connector is fully inserted.

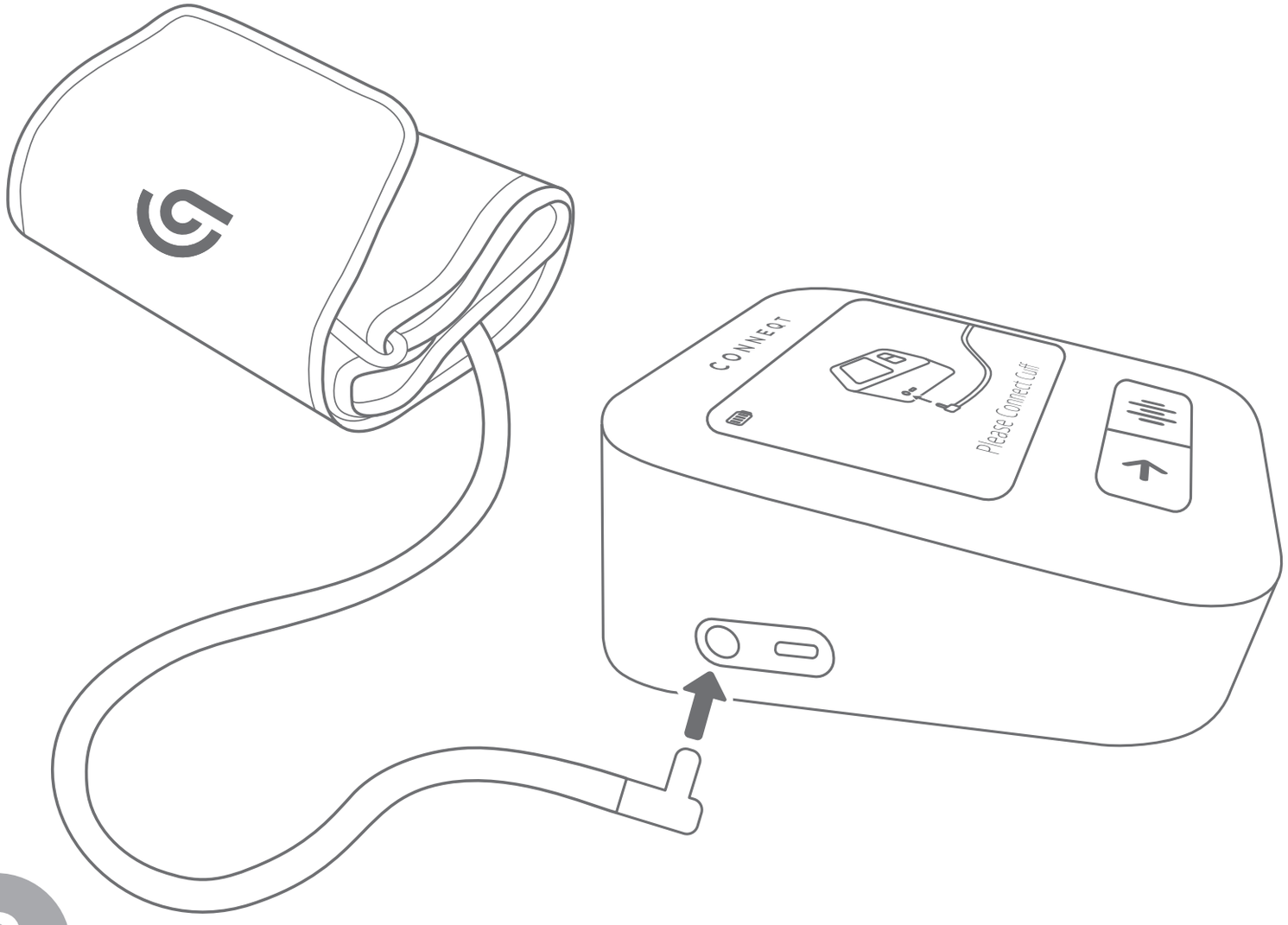

2

Attach the cuff to your arm

Pull the cuff end through the metal loop and place your arm through the cuff.

Position the cuff about 1/2” (1-2cm) above the elbow joint.

Tighten the cuff and close it, securing it with the Velcro fastener.

You should be able to insert one finger between your arm and the cuff.

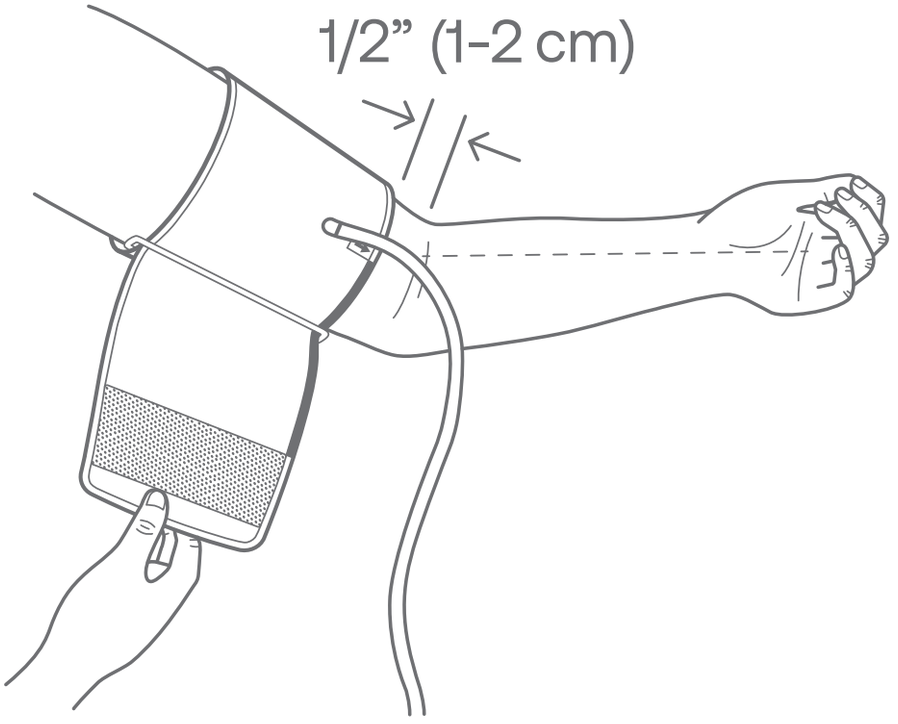

3

Get ready for your first reading

Sit down and relax for 5 minutes before taking a reading. Always take readings in a calm and quiet area.

Turn on the device by pressing either of the two buttons.

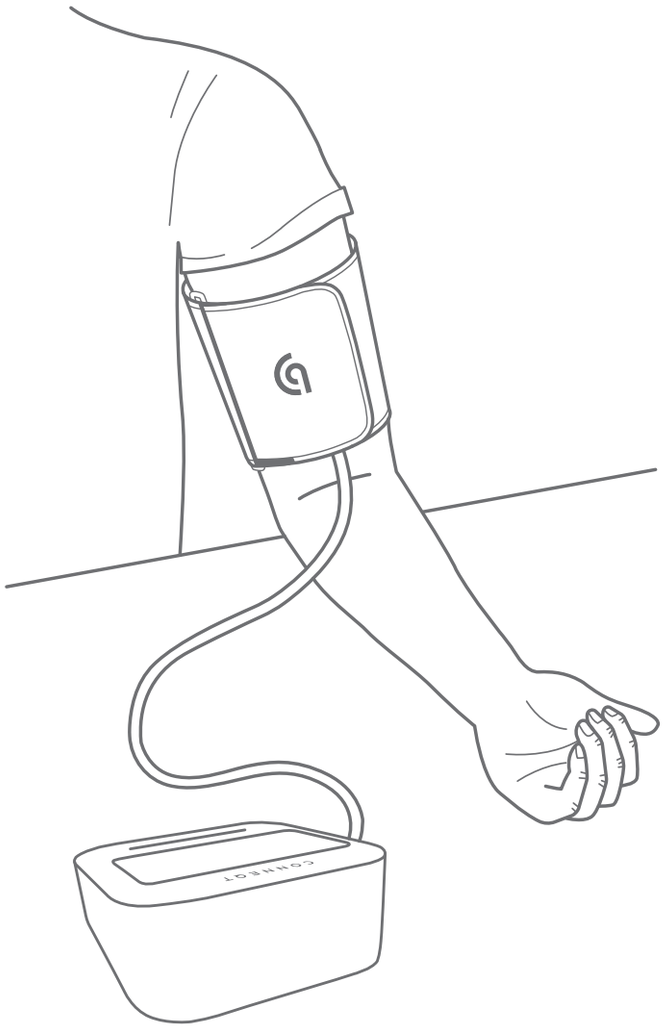

Start your first reading

Wear the cuff leveled with your heart.

Press the PULSE button ( ) to start a reading.

During a reading you can push the PULSE button ( ) at anytime to stop the reading.

To take a new reading just push the PULSE button ( ) again.

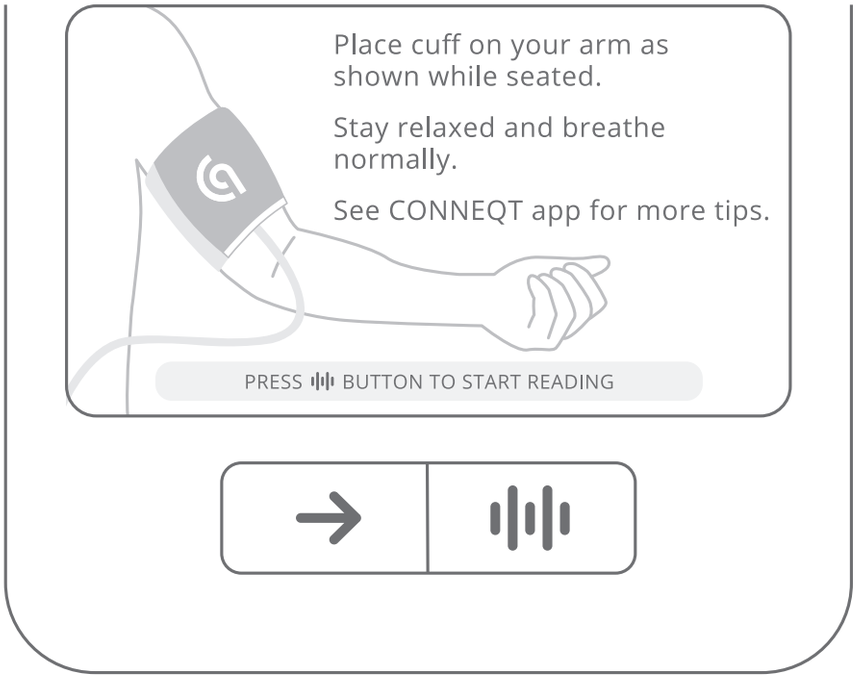

Your health results

Push the Scroll button (→) to view your results on the device screen or open the CONNEQT App to get additional health insights.

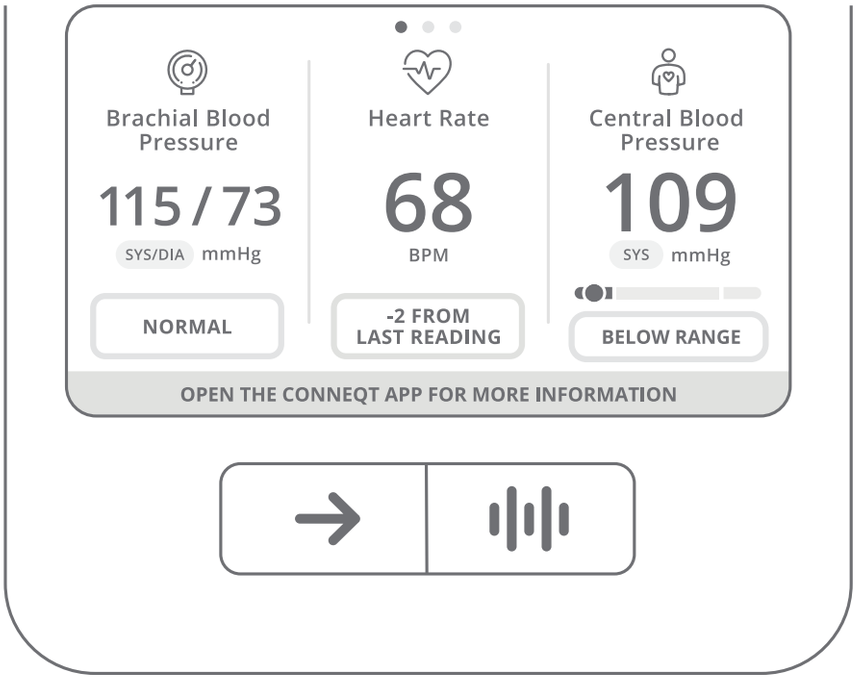

Box contents:

- 1 CONNEQT PULSE Device
- 1 Cuff
- 1 USB Charging Cable
- 1 User Manual
- 1 Quick Start Guide

Important Information

Read the user manual contained within the box or visit **www.conneqthealth.com/pulse/userguide** for more information on operating your PULSE, including:

- Indication for use, warnings, and precautions
- Maintaining, storing, and cleaning your PULSE
- Error messages and troubleshooting
- Customer service
- Specifications and technical data
- Information on performance compliance and declarations

Note: we recommend consulting your physician before use.

Warnings/ Precautions

CONNEQT PULSE should not be used for patients with erratic, accelerated or mechanically controlled irregular heart rhythms, including patients with arrhythmias.

The device is designed for use in adults and should not be used in infants or children.

The device has not been validated in pregnant women and women with pre-eclampsia. Caution should be used in interpretation of measurements in pregnancy and pre-eclampsia.

A comprehensive list of warnings and precautions are provided in the user manual. Familiarize yourself with them prior to using the device.

24/7 Customer Support:

www.conneqthealth.com
support@conneqthealth.com
1-234-CONNEQT (1-234-266-6378)

Distributed by ATCOR Medical Inc.,
a CardieX Company
Naperville, Illinois 60563

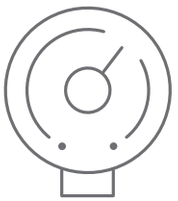

Brachial Blood Pressure

Measures blood pressure at the arm.



Central Blood Pressure

Measures blood pressure at the heart which affects major organs.



Heart Rate

Medical grade heart rate.



Augmentation Pressure

Indicator of arterial stiffness.



SEVR

Measures how well the heart is beating relative to demand.



Augmentation Index

Measures load on the heart due to hardening of the arteries.



Central Pulse Pressure

Vital organ health risk.

Track
What
Matters™